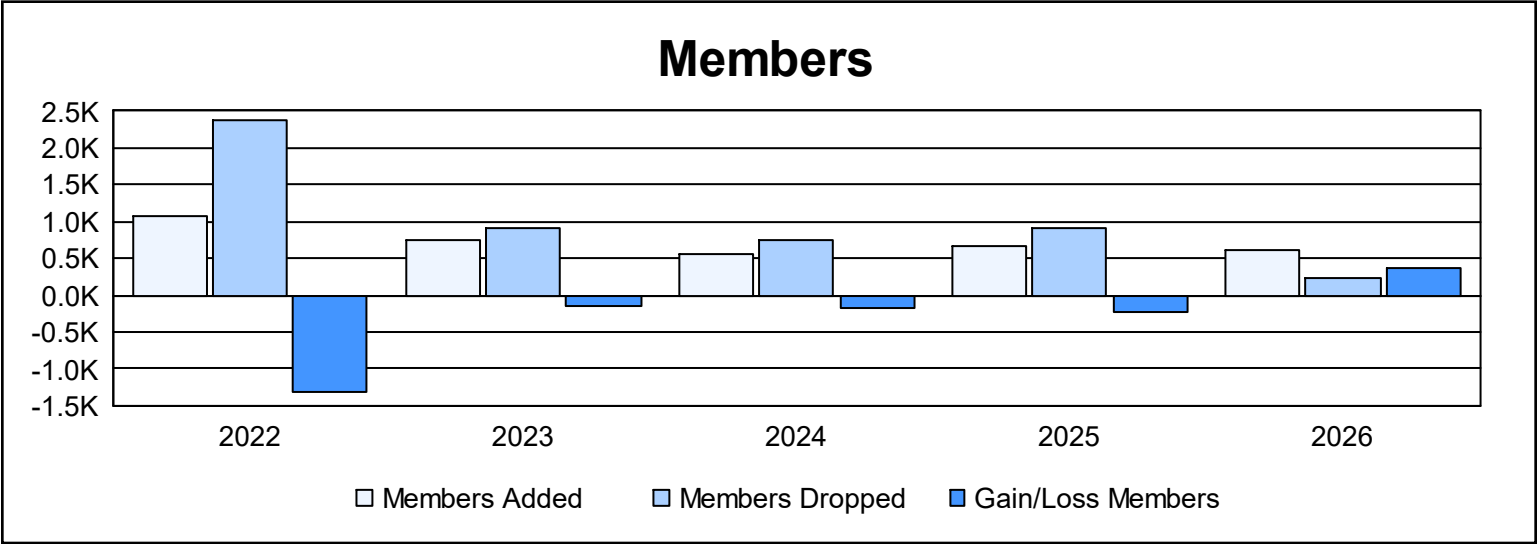
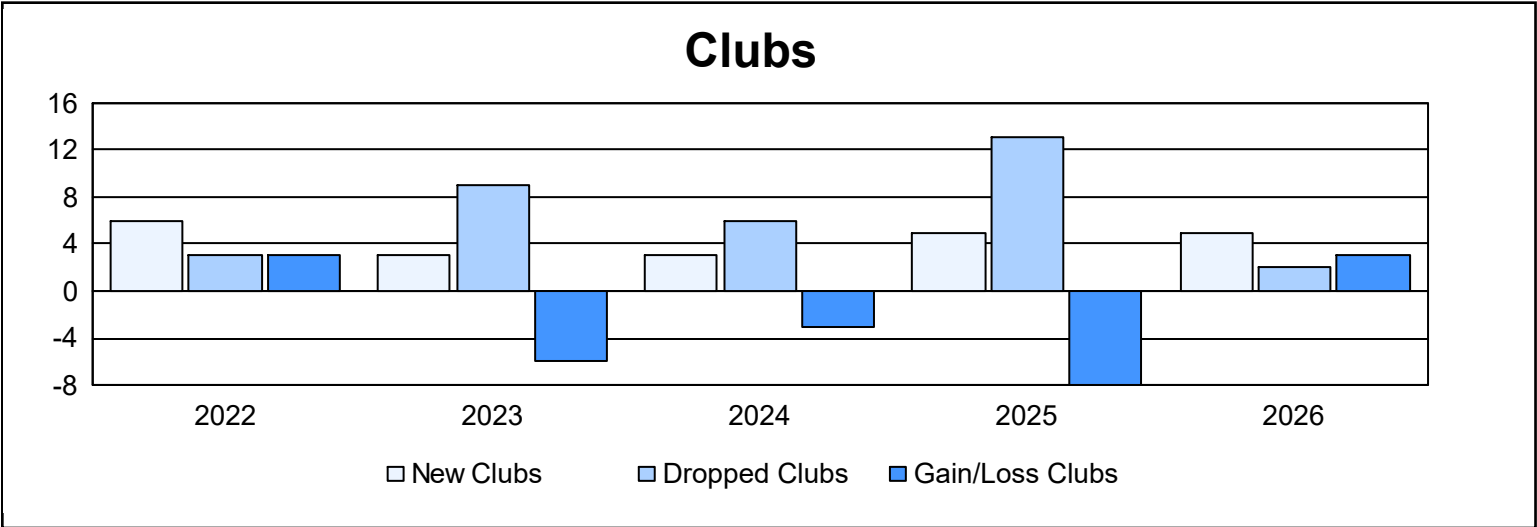
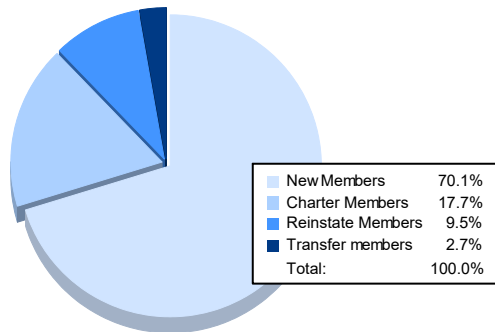


Year	New Clubs	Dropped Clubs	Gain/ Loss Clubs	New Members	Charter Members	Reinstate Members	Transfer Members	Total Member Added	Total Members Dropped	Gain/ Loss Members
2021-2022	6	3	3	589	311	57	107	1,064	2,375	-1,311
2022-2023	3	9	-6	394	201	116	31	742	901	-159
2023-2024	3	6	-3	406	73	53	33	565	736	-171
2024-2025	5	13	-8	429	148	61	41	679	909	-230
2025-2026	5	2	3	437	110	59	17	623	246	377
Average	4	7	-2	451	169	69	46	735	1,033	-299



### Membership Composition January 2026 Cumulative



### Gender Composition January 2026 Cumulative

